



HANSEKLINIK  
FÜR PFERDE

PRESS FOLDER





<b>HANSE EQUINE HOSPITAL: ALL OF THE FACTS AT A GLANCE .....</b>	<b>4</b>
The Main Areas of Treatment .....	5
The Team at the Hanse Equine Hospital .....	6
<b>THE MANAGEMENT: A TROIKA FOR EQUINE HEALTH .....</b>	<b>7</b>
History and Vision .....	8
<b>DR STEPHAN LESER: THE OPHTHALMOLOGIST.....</b>	<b>11</b>
<b>DR JENS KÖRNER: THE SPECIALIST FOR SPORT HORSE ORTHOPAEDICS AND PRE-PURCHASE EXAMINATIONS .....</b>	<b>12</b>
<b>DR OLIVIER BRANDENBERGER: THE LARYNGEAL SPECIALIST .....</b>	<b>14</b>

<b>SPECIALISED SERVICES: HOSPITAL SPECIALISTIES WITH QUALITY AND INNOVATION .....</b>	<b>15</b>
Ophthalmology .....	15
Laryngeal Surgery .....	16
Sports Medicine, Orthopaedics and Pre-Purchase Examinations .....	18
<b>HAPPY HORSES: TWO SPECIAL TREATMENT STORIES .....</b>	<b>20</b>
Mini pony Cherokee can see again .....	20
The Best Care for Show Horse Honnerups Driver after Accident .....	21
<b>UNUSUAL PATIENTS: ELEPHANT COW KANAUDI ON THE OPERATING TABLE .....</b>	<b>22</b>

## CONTENTS

## HANSE EQUINE HOSPITAL: ALL OF THE FACTS AT A GLANCE

Highly qualified specialist staff, innovative treatment concepts and modern equipment. Thanks to its committed team and holistic portfolio of services, the Hanse Equine Hospital is there for the welfare of horses 24 hours a day and for every emergency. The focus is always on the individual horse.

**The following are available for the best possible treatments, examinations and post-operative care:**

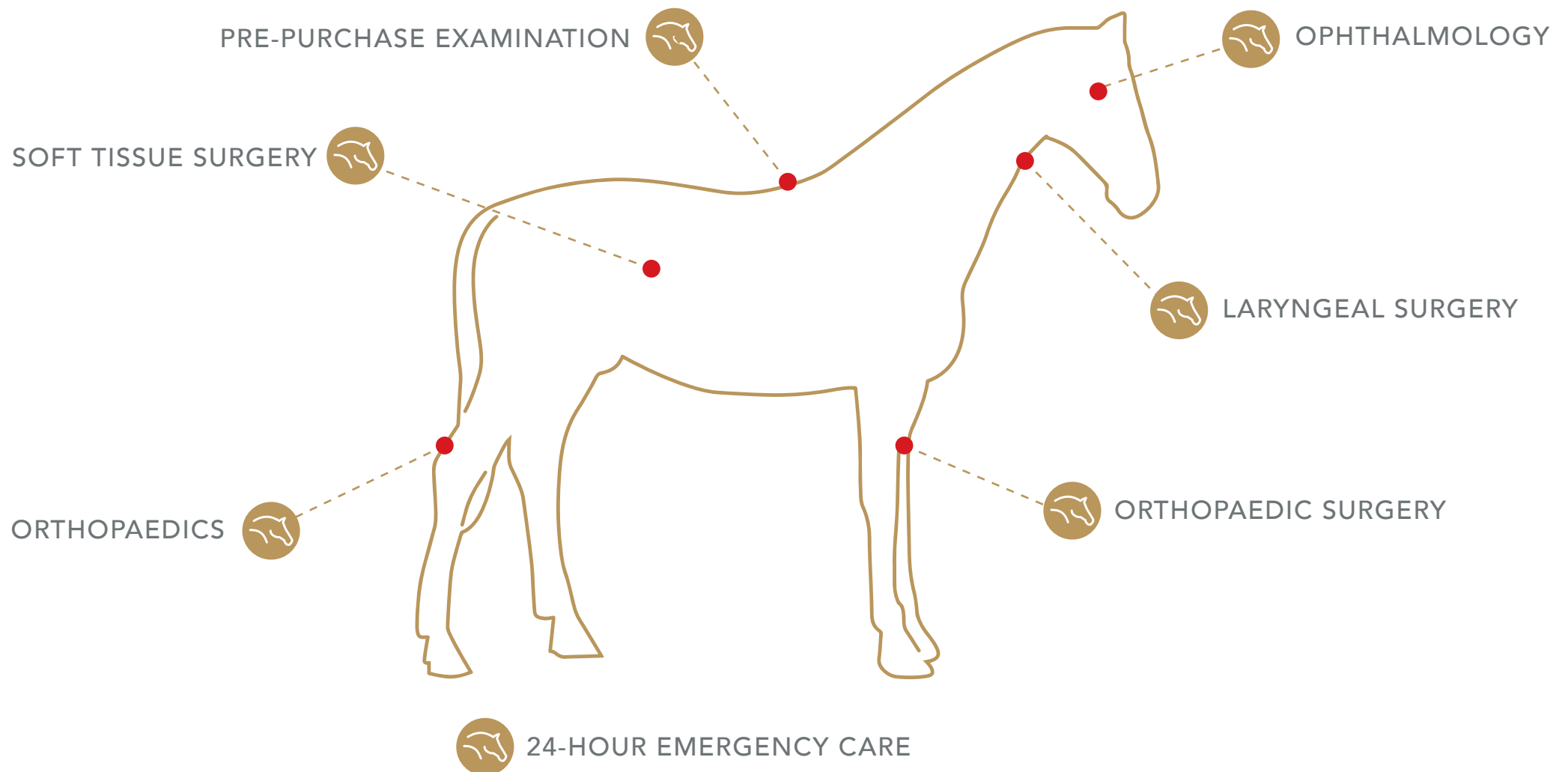
- 11.000 m<sup>2</sup> hospital area
- 24-hour care
- Two modern operating theatres with induction and recovery boxes
- A total of 72 looseboxes for inpatients
- Trot-up and lunging hall
- Our own laboratory
- Affiliated pharmacy





## THE MAIN AREAS OF TREATMENT:

The Hanse Equine Hospital is one of the leading specialist hospitals. The portfolio extends over many treatment areas in which specialists with many years of expertise and technologically state-of-the-art treatment methods practise.



## THE TEAM AT THE HANSE EQUINE HOSPITAL

**As of 1 July 2023, the highly qualified team at the hospital comprises:**

- 3 specialists in the hospital management
- 17 employed veterinary surgeons
- 33 veterinary assistants
- 26 veterinary nurses
- 12 members of administrative staff







## THE MANAGEMENT: TROIKA FOR EQUINE HEALTH

### DR. STEPHAN LESER

Dr. Stephan Leser, Head of Ophthalmology (Equine Ophthalmology) and General Surgery. Member of the "Equine Ophthalmology" Examination Committee of the Lower Saxony Chamber of Veterinary Surgeons. *(1st on the right)*

### DR. OLIVIER BRANDENBERGER

Dr. Olivier Brandenberger, Head of General Surgery and Soft Tissue Surgery and Graduate of the European College of Veterinary Surgery (Equine) (Dipl.-ECVS) as well as a specialist veterinary surgeon for equine surgery. *(Centre)*

### DR. JENS KÖRNER

Dr. Jens Körner, Head of Orthopaedics, Outpatients and Sports Medicine. Graduate of the European College of Veterinary Sports Medicine and Rehabilitation (Equine) (Dipl.-ECVSMR). Additional training as a US American Specialist Veterinary Surgeon for Equine Sports Medicine, with the ACVSMR degree. *(1st on the left)*

## HISTORY 1946 TO 2017

Dr. Heinz Körner, grandfather of current Managing Director Dr. Jens Körner, laid the foundation stone for today's Hanse Equine Hospital by founding a mixed practice in Rotenburg/Wümme, Lower Saxony.

As a result of the developing focus on horses and small animals, the practice was subsequently renamed Wieda Grund Animal Hospital.

The family firm is managed by Dr. Renate and Dr. Lutz Körner.

In the following year, Dr. Jens Körner becomes chairman of the hospital's management team. He initiated the separation of the small animals and equine sectors and established ten boxes for horse patients. His parents continue to manage the small animals practice.

The team planned a new hospital location for treating horses in Sittensen, Lower Saxony, half-way between the conurbations of Hamburg and Bremen.

While attending a course in Paris, Dr. Stephan Leser met the Swiss Dr. Olivier Brandenberger, who was working as a senior physician for one of the best equine surgeons in the world. They got on with each other very well from the start. Dr. Stephan Leser conducted several eye operations in the Paris hospital – one of the few treatments that had not been offered there before this time.

He offered a place in the team to Dr. Olivier Brandenberger and the opportunity to help plan a new operating theatre in Sittensen according to his own design.

1946

2008–2009

2017

1991

2012

In 1991, the farm animal practice was hived off and the small animal practice of Dr. Renate Körner and the equine practice of Dr. Lutz Körner were merged to form the Wieda Grund Animal Hospital.

In their spare time, Dr. Jens Körner and Dr. Stephan Leser met by chance. While chatting, they found out that they were both horse vets. At this time, Dr. Stephan Leser wanted to establish his own hospital and Dr. Jens Körner was looking for a partner.

The next day, they met in the hospital in Rotenburg, one week later they started to plan working together. The rest, as they say, is history.

## HISTORY AND VISION



## HISTORY AND VISION FROM 2018

The special hospital was given its current name and reopened as the Hanse Equine Hospital.

Dr Jens Körner, Dr Stephan Leser and Dr Olivier Brandenberger are the joint directors.

März 2019

2018


The hospital area in Rotenburg now has 16 looseboxes – the hospital staff has grown to 20 employees.

Dr Olivier Brandenberger is now a permanent member of the team and construction of the new hospital in Sittensen is making good progress.

2022

The hospital established itself very quickly. More looseboxes are built because of the high capacity utilisation.

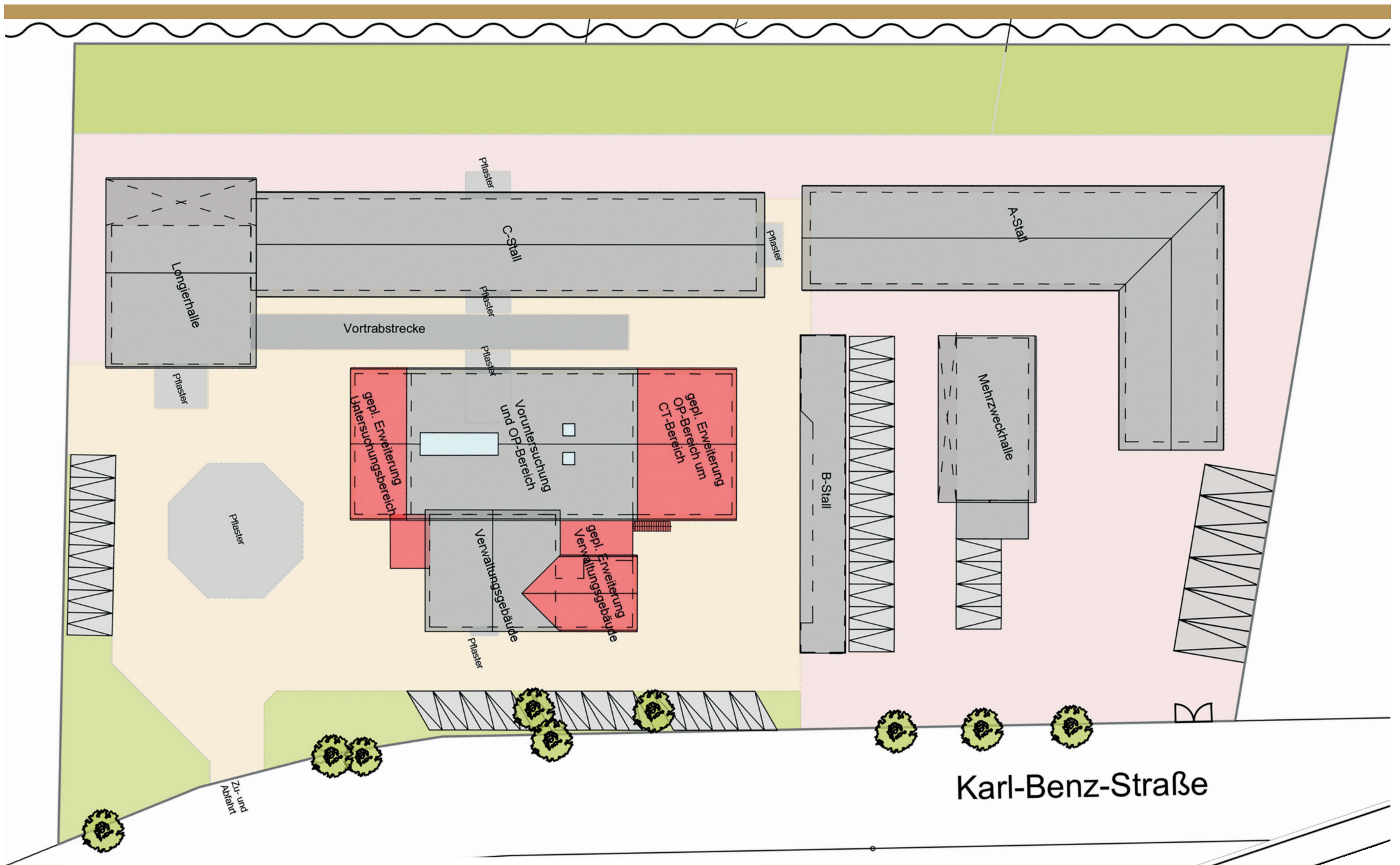
The Hanse Equine Hospital now has 72 boxes. The office space has doubled and the number of employees has risen to more than 90..



### THE FUTURE:

As a visionary veterinary facility, the Hanse Equine Hospital is always looking to the future.

The focus of further development is always on quality in all areas in order to offer animals and their keepers the best possible treatment at all times - individual for every horse.



## HISTORY AND VISION



## DR STEPHAN LESER: THE OPHTHALMOLOGIST

Every year, Dr Stephan Leser carries out up to **1,000 eye operations** on horses and is esteemed as an expert in **ophthalmology** in Germany and throughout Europe. Dr Stephan Leser also enjoys an excellent reputation all over Europe as a speaker on ophthalmological treatments for horses. For him, the top priority when treating his patients goes to an individual treatment plan tailored to the patient so that the needs of every individual can be met. As an expert in his subject, since 2022 he has been a member of the “Equine Ophthalmology” Examination Committee of the Lower Saxony Chamber of Veterinary Surgeons.

### CAREER

Between 2002 and 2008, Stephan Leser (born 1979) studied veterinary medicine – first of all at Andrásy University in Budapest, the only fully German-speaking university in another European country that is accredited according to German standards. From 2004 he continued his studies at Ludwig Maximilians University (LMU) in Munich, and he subsequently started to practise at its equine hospital.

As a junior vet and research assistant to Professor Dr Hartmut Gerhards, he not only perfected his medical skills on horses every day – in 2010 he earned his doctorate on the subject of “direct intraluminal wound closure as treatment of an artificial fourth-degree rectal perforation”. **His greatest passion is for ophthalmology**, and he therefore dedicated himself to a specialised **postgraduate course on equine ophthalmology**, which he successfully completed in 2012. In the following year, April 2013, he **joined the hospital management** of Wideaugrund Animal Hospital - today's Hanse Equine Hospital.



### DISCIPLINES

In the Hanse Equine Hospital, Dr Stephan Leser is the manager with responsibility for ophthalmology and, together with Dr Olivier Brandenberger, heads the general surgery department.

#### LAURA JAHN | SHOW JUMPER

*// I'm not aware of any other hospital that takes care of horses and their owners with so much commitment and passion. Before, during and after the operations, we felt that we were being cared for expertly and caringly and would always choose the Hanse Hospital in future. //*



## DR JENS KÖRNER: THE SPECIALIST FOR SPORT HORSE ORTHOPAEDICS AND PRE-PURCHASE DECISIONS

Horses are part of his DNA – the parents and grandfather of Dr Jens Körner were vets. Taking over the hospital management at Wiedau-Grund and subsequently founding the new Hanse Equine Hospital are therefore a consistent continuation of this journey through life.

Dr Jens Körner is considered to be the **absolute eminent authority** in his field. He is the holder of two coveted **degrees, the European ECVSMR and the American ACVSMR**. Only the best medics are admitted to these extremely difficult degree examinations. The requirements for this are a completed course of studies, an extensive repertoire of research and several years of experience as a specialist vet. Dr. Jens Körner gained this extensive practical experience in the fields of **pre-purchase examinations, lameness diagnostics and sport horse orthopaedics**, among others.

### SPORTPFERDE TEWES GbR

*“Our firm, Sportpferde Tewes GbR, has been a client of Dr Jens Körner for many years. This is due to the great expertise and professionalism of this vet and this practice. The many years of experience and expertise have been reflected in any number of cases. What's more, the treatments before, during and afterwards were always faultless. We have built up a great deal of trust. For specific or complex cases, in particular, you are in the ideal place in this practice and will be looked after very well indeed. We have been working together for many years, and hope that this will continue to be the case in the future. ”*

### CAREER

Between 1997 and 2003, Dr. Jens Körner (born 1976) completed his studies of veterinary medicine at the German-speaking Andrassy University Budapest and at the Veterinary Foundation University of Hanover. Between 2003 and 2005 he wrote his dissertation at the University of Bern with the title “Equine peripheral blood derived mesenchymal progenitors in comparison to mesenchymal stem cells”. Under the guidance of Professor G. Ueltschi and now Professor W. Brehm, he deals with the subject of stem cells in great depth.



Following an internship in the animal hospital of Ontario Veterinary College, Dr. Jens Körner was a junior vet for general surgery and radiology at the Equine Hospital of the Free University of Berlin until 2008. In 2009, he successfully completed his **postgraduate training as a specialist horse vet** under Professor Bodo Wolfhard Hertsch.

After his studies, extensive research and many years of working as a specialist vet, Dr Jens Körner was admitted to the ACVSMR degree examination in 2015. He passed it in Orlando, Florida in 2017 and received the **internationally renowned ACVSMR degree from the American College of Veterinary Sports Medicine and Rehabilitation.**

As a result of a demanding selection process, in 2023 he was the only practising veterinary surgeon in Germany to be awarded **the European equivalent of the ACVSMR degree**, which makes him one of the **top international specialists** for sport horse orthopaedics and rehabilitation and pre-purchase examinations.

## DISCIPLINES

As a leading veterinary surgeon and hospital manager, Dr Jens Körner is responsible for the fields of **sport horse orthopaedics, prepurchase examinations and outpatients** at the Hanse Equine Hospital.



### KLAS-KRISTOFF KUDLINSKI / BALTIC EQUESTRIAN GMBH

*// I have been working with Dr Jens Körner for several years now, specifically in the fieldbuying and selling. As a result of his expertise, transparency and honesty, he has not only gained my confidence, but also that of my clients in the USA.*

*The whole team from the Hanse Equine Hospital tries to satisfy every wish and you always feel very well looked after. This is not only the case for pre-purchase examinations, but also in sports medical or surgical matters. In other words, the worry-free package! //*

## DR OLIVIER BRANDENBERGER: THE LARYNGEAL SPECIALIST

Diseases of the respiratory system and the larynx are diseases that have to be taken seriously, especially in sport horses. Dr Olivier Brandenberger is a specialist for exactly this field.

He completed his studies of veterinary medicine in Bern, while he wrote his doctorate in an equine hospital, and during the holidays he trained to be a veterinary officer in the Swiss Army. A fascination with surgery took him to Paris and Dr Fabrice Rossignol, by whom he was **trained to be an equine surgeon and laryngeal specialist** in just under five years.

### CAREER

Dr Olivier Brandenberger (born 1987) completed his studies of veterinary medicine at the University of Bern in Switzerland. This is where the broad-based foundations of his veterinary career were formed between 2006 and 2011. In addition to the content of his studies and simultaneously training in the army, he also worked on his dissertation entitled: "Video Atlas Horse: Internal Medicine", with which he earned a doctorate from the Institut suisse de médecine équine (ISME) under the guidance of Professor Dr Vinzenz Gerber.

In 2012, Dr Olivier Brandenberger joined the Grosbois Equine Hospital near Paris. **During his time in France, he completed an internship and then the ECVS Residency in equine surgery under one of the best equine surgeons in Europe, Dr Fabrice Rossignol.**



During a further training course at the Paris hospital, Dr Olivier Brandenberger met Dr Stephan Leser.

After just a short time, he offered him the option of joining the team at the German hospital and being able to design an operating theatre there to his own design. This caused Dr Olivier Brandenberger to **join the hospital management of the Hanse Equine Hospital.**

### DISCIPLINES

In the Hanse Equine Hospital, Dr Olivier Brandenberger is responsible for the fields of **general and soft tissue surgery**. His specialised field is **laryngeal surgery**.





## SPECIALISED SERVICES: HOSPITAL SPECIALITIES WITH QUALITY AND INNOVATION

The clinical specialities of the Hanse equine Hospital are based on the specialist background of the three managing directors. In addition, many talented vets who complete the range of services also work in the hospital.

### OPHTHALMOLOGY

Due to the separate control and perception of horses' eyes, even an injury on one side can have a serious impact on the animal's ability to orientate and its quality of life.

**Dr Stephan Leser is responsible for the specialism of ophthalmology** and, together with his team uses the whole spectrum of state-of-the-art diagnostic and treatment options.

### DISCIPLINES

- Vitrectomy (vitreous surgery/treatment of periodical eye infection [ERU – equine recurrent uveitis])
- Phacoemulsification (cataract treatment)
- Treatment of corneal ulcers and ruptures
- Treatment of bacterial and mycotic infections of the cornea
- Laser cyclophotocoagulation (glaucoma treatment)
- Keratectomy (removal of chronically diseased corneal tissue)
- Paracentesis (aqueous humour puncture)
- Tumour resection using CO2 lasers
- Synechiolysis (loosening of adhesions between iris and lens)
- Treatment of eyelid injuries
- Lid margin reconstructions
- Bulbus extirpation
- Intracamaral operations (in the front chamber of the eye)

**Thanks to modern technologies, the ophthalmological interventions at the Hanse Equine Hospital are minimally invasive** to cause less pain to the patient and enable a quicker recovery.



*„Since our founding, the Hanse Equine Hospital has stood for high-quality treatments and services for horses.*

*The hospital pursues the goal of offering excellent holistic medical care for horses, based both on modern scientific findings and many years of experience and traditional knowledge,” Dr. Stephan Leser summarises his view of the hospital and his specialism.*



## LARYNGEAL SURGERY

Respiratory system diseases, in particular of the larynx, are very widespread among sport horses and usually need medical care. Dr Olivier Brandenberger and his team are the expert contacts for soft tissue and laryngeal surgery – they rely on **progressive treatment methods and subject every horse to an individual examination** before deciding whether and how to operate on the horse.

### DIAGNOSTIC SERVICES IN LARYNGEAL SURGERY:

- Resting endoscopy including endoscopy of the air sacs
- Stress endoscopy
- Ultrasound of the larynx
- Complete lung examinations, where necessary

Following on from a diagnosis, classic laryngeal paralysis operations are carried out in laryngeal surgery.

### FRANÇOIS KASSELMANN | HOF KASSELMANN

*“ We have had our horses taken care of by the Hanse Equine Hospital for respiratory and eye conditions for many years. All of the young horses are checked regularly and if there are any problems (luckily, very rarely), they are treated immediately by the specialists at the hospital. We greatly appreciate the uncomplicated cooperation as well as the innovative thinking of this young team. ”*

### HERE, THERE ARE TWO COMMON OPERATION METHODS:

- **Laryngoplasty using the Marks method**  
Traditional procedure by using a prosthetic muscle
- **Modified Nerve Transplants**  
Inserting a healthy nerve in the diseased muscle is considered to be a pioneering form of treatment based on a natural approach; Dr Olivier Brandenberger has developed and perfected this treatment method together with Dr Fabrice Rossignol based on the model of New York Professor Norm Ducharme.

**In the Hanse Equine Hospital, a laryngeal operation is performed with the horse standing up where possible, which enables gentle treatment of the patient and reduces post-operative risks.** In this form of operation, the larynx can be better positioned and treated.

It is of central importance in laryngeal surgery to identify even early stages of laryngeal paralysis. Detailed, targeted diagnostics reveal whether a horse even needs an operation or whether an intervention can be avoided.



## TREATMENT OF FURTHER DISEASES OF THE UPPER AIRWAYS:

- **Soft palate displacement**
- **Nasal valve collapse**
- **Tumours**
- **Cysts**
- **Chondritis** (cartilage infections)
- **Epiglottic entrapment**
- **Chronic coughing** (functional difficulty in swallowing)



*„As well as a love of horses, a consistent medically, evidence-based quality focus is at the heart of everything for us. The further development of our employees and processes is essential for this – all with the aim of giving optimum treatment to the horses,” says laryngeal surgery specialist Dr. Olivier Brandenberger about the hospital’s philosophy and his personal way of working.*

### HOLGER WULSCHNER | SHOW AND TRAINING STABLES H. WULSCHNER

*“I appreciate the Hanse Equine Hospital for its neat and accurate work. Every day you receive information about the patient’s health and its current treatment status. I’ve never experienced anything like that from any other hospital.*

*It gives me a reassuring and safe feeling to know that my horse is being well looked after by Stephan and his team. No matter what problem arises with a horse, I can away count on the kind and expert treatment at the Hanse Hospital. ”*





## SPORTS MEDICINE, ORTHOPAEDICS AND PRE-PURCHASE EXAMINATION

### THE GENERAL PRE-PURCHASE EXAMINATION

**If you are planning to buy a horse, the veterinary examination is an important part of the process.** So that potential purchasers of sport horses can understand the animal's health condition, specialist Dr Jens Körner and his experienced team not only assess the standard parameters, but also use extensive diagnostics for bending problems and lameness in order to be able to draw up a comprehensive health profile.

**New horse owners can thus be sure that the horse's possible disabilities are recognised and, above all, assessed correctly.** If there is a diagnosis, the appropriate treatment can then be instigated.

### INDIVIDUAL OPTIONS IN A PRE-PURCHASE EXAMINATION:

- X-ray examination according to the General X-Ray Guidelines (2018)
- Cervical spine X-rays
- Back X-rays
- Blood tests
- Upper airway endoscopies
- Overground endoscopies (on the lunge or while being ridden)
- Ultrasound examinations



The Hanse Equine Hospital carries out the pre-purchase examination in accordance with the guidelines of the German Society for Equine Medicine [Gesellschaft für Pferdemedizin (GPM)]. **Due to the qualifications (ACVSMR and ECVSMR degrees) and the hospital's focus on sport horse orthopaedics, the examination results are internationally recognised.** If the horse is to be exported, the team provides advice on special laboratory tests and country-specific import conditions. A pre-purchase examination also includes a blood test. **In addition to laboratory analysis, the Hanse Equine Hospital also offers the option of storing blood samples.** In the event of doping or illnesses, they can be consulted for a detailed analysis, even after the purchase.



## SPORTS MEDICINE

**Targeted orthopaedic treatment options** play a central role in competitive sport, in particular. Following thorough diagnostics, the Hanse Equine Hospital treats lameness and, among other conditions, spinal disorders, limb misalignment or rideability problems. Changes to a horse's gait should be diagnosed as early as possible in order to achieve the best possible treatment success.

**So that gait changes can be assessed objectively, the Hanse Equine Hospital makes use of an internationally tried-and-tested range of examinations. The most up-to-date results of the camera- and sensor-based research are used to derive fixed observation points and movement patterns.** Thanks to his qualification as ACVSMR and ECVSMR graduates, the head of sport horse orthopaedics, Dr Jens Körner, has a very special eye for the anatomy and correct gait of a sport horse. The resultant **rehabilitation measures** based on his many years of studies and the research in this field honoured with his degrees.

### ORTHOPAEDIC SERVICES:

- Lameness examinations
- Objective lameness examination using sensors (EquiGait®)
- Joint anaesthesia
- Tendon sheath anaesthesia
- Block anaesthesia
- Intraarticular pressure determination (including using ultrasound/X-ray controls)
- State-of-the-art imaging methods (such as detector X-rays/ultrasound)

Patients are transferred to specialised partners for more detailed imaging methods, such as MRI, computer tomography or nuclear medicine examination methods.

### MODERN REGENERATIVE THERAPY SYSTEMS:

- IRAP
- PRP
- Stem cells
- Rehabilitation by means of shock waves (focused or radial)
- Chiropractics
- Mesotherapy
- Acupuncture
- BEMER®

### OTHER SERVICES:

- Arthroscopy
- Airway examinations
- Foal medicine
- Expert opinions
- Cardiovascular examinations
- Internal medicine
- Colic (conservative and surgical treatment)
- Laboratory
- Emergency medicine around the clock
- Osteosynthesis
- Regenerative medicine
- Dentistry



*In all service areas, the dedication of the hospital staff always plays a decisive role in the individual experience of patients and owners, as Hospital Co-Director Dr Jens Körner says in conclusion: "Our team is made up of people who identify with our company, our culture and our values. People who are open and honest. Who are full of enthusiasm, love to continue learning and enjoy developing further."*



## HAPPY HORSES: TWO SPECIAL TREATMENT STORIES


If a horse needs treatment or care by the Hanse Equine Hospital, it is usually a serious illness that needs the full commitment of the expert team of vets. Nevertheless, there is no greater pleasure in everyday life at this hospital than discharging a cured patient. The examples below are just a small selection of the big and small successes that leave traces on the people and animals in the hospital every day::

### MINI PONY CHEROKEE CAN SEE AGAIN

Shetland pony Cherokee was four years old when his owner noticed changes to his eye. After an eye examination, a periodical eye infection was diagnosed. Without rapid treatment by eye specialist Dr. Stephan Leser, Cherokee would have been blind very quickly. The hospital team quickly prepared for the operation, which is known as a vitrectomy. In the vitrectomy, the vitreous chamber is crushed, vacuumed and flushed under sterile conditions. Two different ports are used for this (two-port technique). Using a scalpel that cuts and vacuums at the same time (Vitrektom) and a flushing troche, inflammatory mediators and parts of the vitreous chamber are removed and, at the same time, the vitreous cavity is filled with a balanced saline solution. The ports are then closed again. The intervention is always carried out under general anaesthetic following pre-treatment of the affected eye. The horses have inpatient care for several days after the operation. The most common indication for a vitrectomy is equine recurrent uveitis, a periodical eye infection.

This highly complex operation is one of the core skills of the the Hanse Equine Hospital and demands maximum concentration of Dr Stephan Leser and his operating team.

Often, clear improvements to the eye can be seen immediately after the operation, as was the case for Shetland pony Cherokee. This enabled a pain-free life on the Kirchdorf e. V. children's farm again for Cherokee.






## THE BEST CARE FOR SHOW HORSE HONNERUPS DRIVER AFTER ACCIDENT

An accident in the stables turned the lives of gelding Honnerups Driver and rider Josefine Hoffmann upside down. During the preparations for the 2021 European Championships, the warmblood horse spooked in a stable gangway and was hit in the eye by a carabiner. After first aid, one thing was immediately clear: Honnerups Driver needed professional help from the vets at the Hanse Equine Hospital.

If the World Young Horse Champion 2009 and Josefine Hoffmann wanted to participate in the forthcoming championship as part of the Danish U25, something had to be done quickly. Very shortly after arrival in the hospital, Honnerups Driver was operated on by eye specialist Dr Stephan Leser. Thanks to the fast response by the vet, the serious corneal rupture was treated, retaining around 90 % of the gelding's vision.

Honnerups Driver stayed on the hospital site for a while for post-operative care before he was able to return to the Danish national team together with Josefine Hoffmann and accompanied by Dr Stephan Leser and took part in the U25 European Championships. There, the duo reached sixth place in the individual and fourth place in the team competition.





## UNUSUAL PATIENTS: ELEPHANT COW KANAUDI ON THE OPERATING TABLE

The vets at the Hanse Equine Hospital are specialised in providing medical care to horses. But this emergency involved an even bigger four-legged animal.

The patient: the Indian elephant cow Kanaudi, who had gone completely blind in 2014 due to cataracts on both eyes. The inhabitant of Allwetterzoo Münster was not only suffering from the consequences of the cataracts; both lenses had also fallen into the anterior chambers of her eyes, irritating the corneas and Kanaudi was visibly in great pain.

To help the elderly elephant cow, in 2018 the zoo vet consulted various ophthalmologists and was ultimately so convinced by the expertise of Hanse Equine Hospital manager Dr Stephan Leser that they were jointly able to draw up a treatment plan for the surgical intervention – in spite of the considerable size of the elephant.

At the time of the operation, blind Kanaudi was 51 years old and was received by a comprehensive team of experts. Specialists from France, who anaesthetise elephants all over the world, were flown in, and the vets from the zoo were also present, of course, when Dr Stephan Leser made the first incision into the 3.8 tonne patient.

The weeks of preparation for Kanaudi, the organisation and the joint efforts paid off: Dr Stephan Leser operated on the cataract and corrected the lens incident in just one hour of anaesthesia. The crane installed in the bull pen provided support in helping the elephant cow to her feet. Shortly afterwards, Kanaudi left the pen under her own steam. The zoo team was touched: after the successful opera-

tion, Kanaudi's vision returned almost immediately, meaning that she was able to return to the elephant community in Münster.

Special instruments had to be made for this world first intervention of this kind on an elephant. It was an unusual foray into the world of elephants for Dr Stephan Leser, who attracted a great deal of attention at the subsequent zoo animal congress and showed just what is possible in modern veterinary medicine.









Please address press queries to Janine Griffel or Anita Leser. We will send you picture material, provide you with content or arrange interview and filming appointments for you.

#### PRESS QUERIES:

**Janine Griffel | Griffel & Co GmbH**

Forsmannstraße 8 b  
22303 Hamburg

Tel.: +49 40 6094586 00  
E-Mail: [jg@griffel-co.com](mailto:jg@griffel-co.com)

#### CONTACT HANSE EQUINE HOSPITAL:

**Anita Leser | Hansekllinik für Pferde**

Tierärzte Dres. Körner, Leser, Brandenberger PartG mbB

Tel.: +49 42 82594634 0  
E-Mail: [anita.leser@hansekllinik.com](mailto:anita.leser@hansekllinik.com)

 [HANSE\\_EQUINE\\_HOSPITAL](https://www.instagram.com/HANSE_EQUINE_HOSPITAL)

FIND OUT MORE ABOUT US HERE:

